

The background of the slide is a stylized, wavy American flag with red and white stripes and a blue field with white stars. The text is overlaid on this background.

***Center for American Progress***

**Faith, Values and the  
Common Good**

**Overview of Quantitative Findings**

# Contents

- **Introduction**
- **State of American Life**
- **Religion in American Society**
- **Issues**
- **Leadership**

# Methodology – Elite Discussions

- In October 2005, we spoke with religious leaders and activists representing a variety of denominations and professions to gain insight regarding:
  - The nature and quality of faith/moral-based language and messages in public life
  - Their work and priorities as they relate to this project
  - Ideas for how to talk about faith, morals, and religion to different national audiences
- The in-person discussions were held on October 14, 2005 in Washington, DC.
- The conference calls were conducted on October 14 and October 28, 2005.

# Methodology - Qualitative

- In November 2005, we conducted standard focus groups and “Influence Circle” focus groups with a sample of adults who are politically astute, ideologically moderate/left leaning, and religiously engaged.

<b>South - Rural:</b> <b>Charlotte, NC</b> November 10, 2005	<u>Standard Groups:</u> (1) African-American Evangelical	<u>Influence Circle Groups:</u> (1) Evangelical
<b>Midwest - Urban:</b> <b>Chicago, IL</b> November 15, 2005	<u>Standard Groups:</u> (1) Mainline Protestant	<u>Influence Circle Groups:</u> (1) Hispanic Evangelical
<b>Midwest - Exurban:</b> <b>Columbus, OH</b> November 16, 2005	<u>Standard Groups:</u> (1) Evangelical	<u>Influence Circle Groups:</u> (2) Hybrid faith Catholic
<b>West - Suburban:</b> <b>Phoenix, AZ</b> November 22, 2005	<u>Standard Groups:</u> (1) Hybrid faith	<u>Influence Circle Groups:</u> (2) Catholic Hispanic Non-religious
<b>TOTAL</b>	<b>4 Standard Focus Groups</b>	<b>6 Influence Circle Groups</b>

# Methodology - Quantitative

- Survey among a nationally representative sample of 900 registered voters, adults 18+, with an oversample of 100 Hispanic registered voters.
  - The margin of error for the national sample of 900 adults is +/- 3.3%
- The interviews were conducted between February 15 and February 26, 2006.
- Please note that all numbers are percentages and may not add up to 100%, due to rounding.

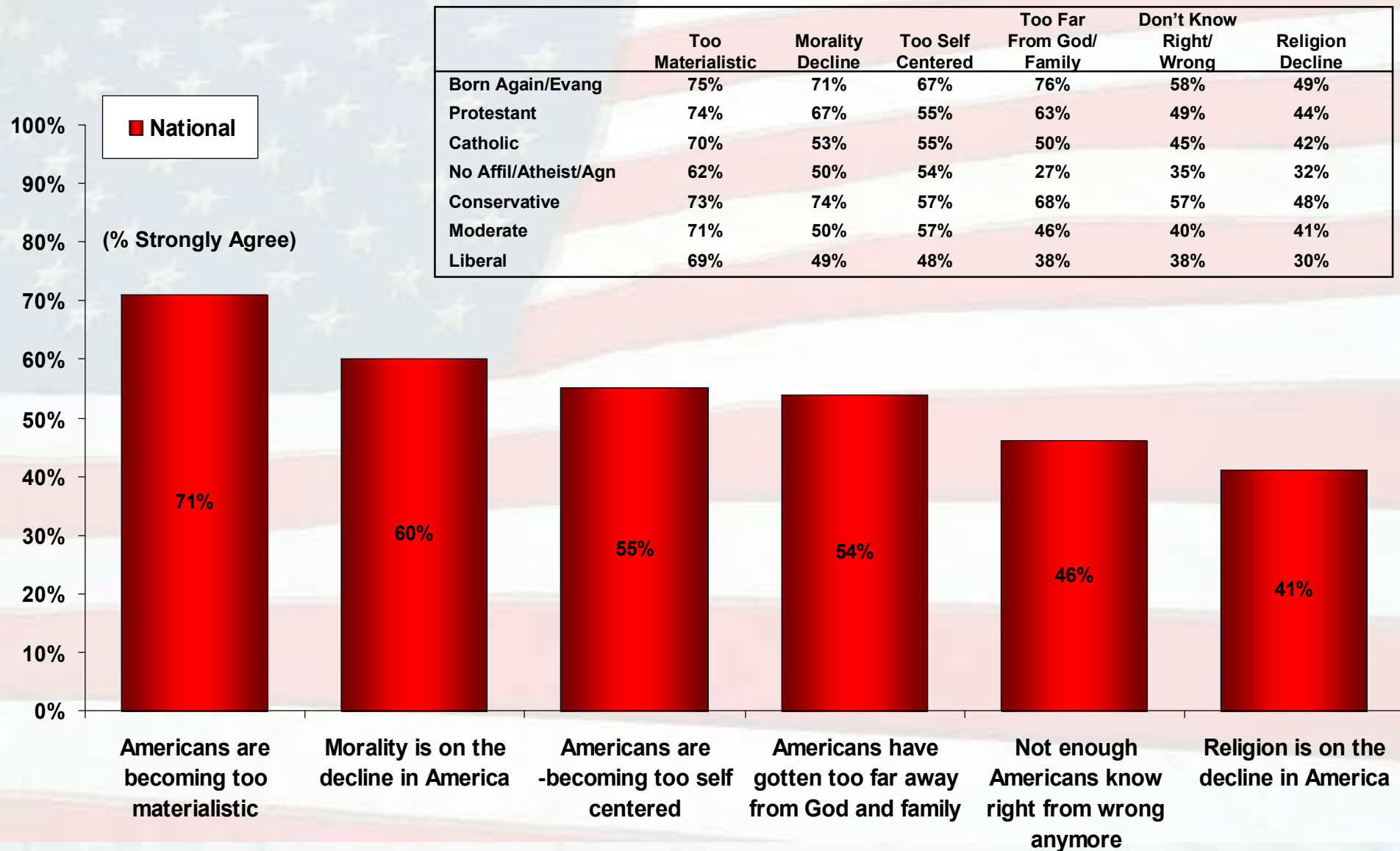
# Sample Profile Overview

- The national sample is representative of the adult, 18+ population of registered voters in the United States (excluding Alaska and Hawaii).
  - 22% West; 35% South; 23% Midwest; 19% Northeast
  - 77% White; 8% Hispanic; 10% African-American
  - 33% Republican; 22% Independent; 39% Democrat
  - 2004 Vote: 46% Bush; 36% Kerry

The background of the slide is a faded, wavy American flag. The stars and stripes are visible but have a low opacity, allowing the text to stand out clearly.

# **State of American Life**

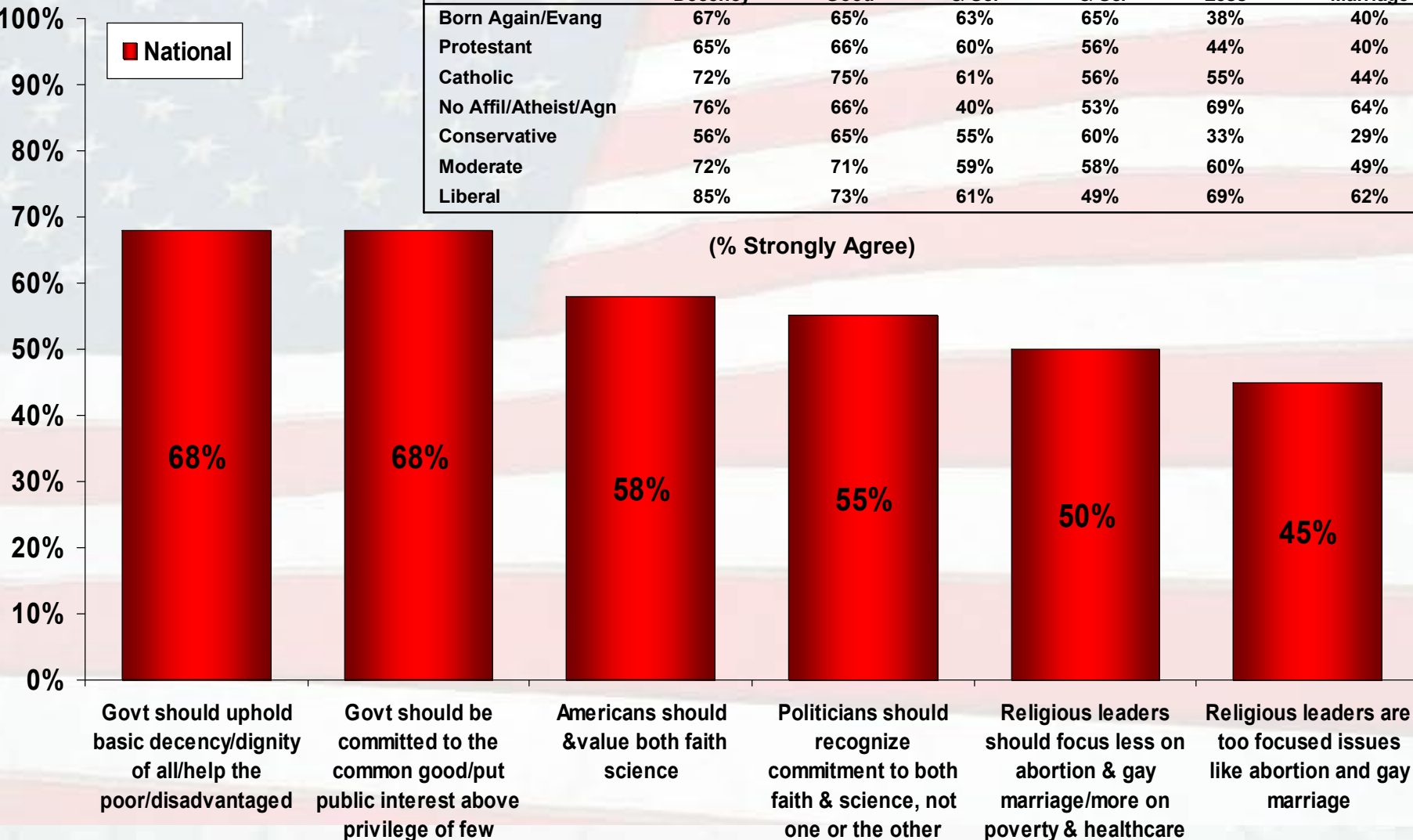
# What's On the Decline?



Q11-16. Now, please tell me whether you agree or disagree with the following statements.

# What Should We Be Doing?

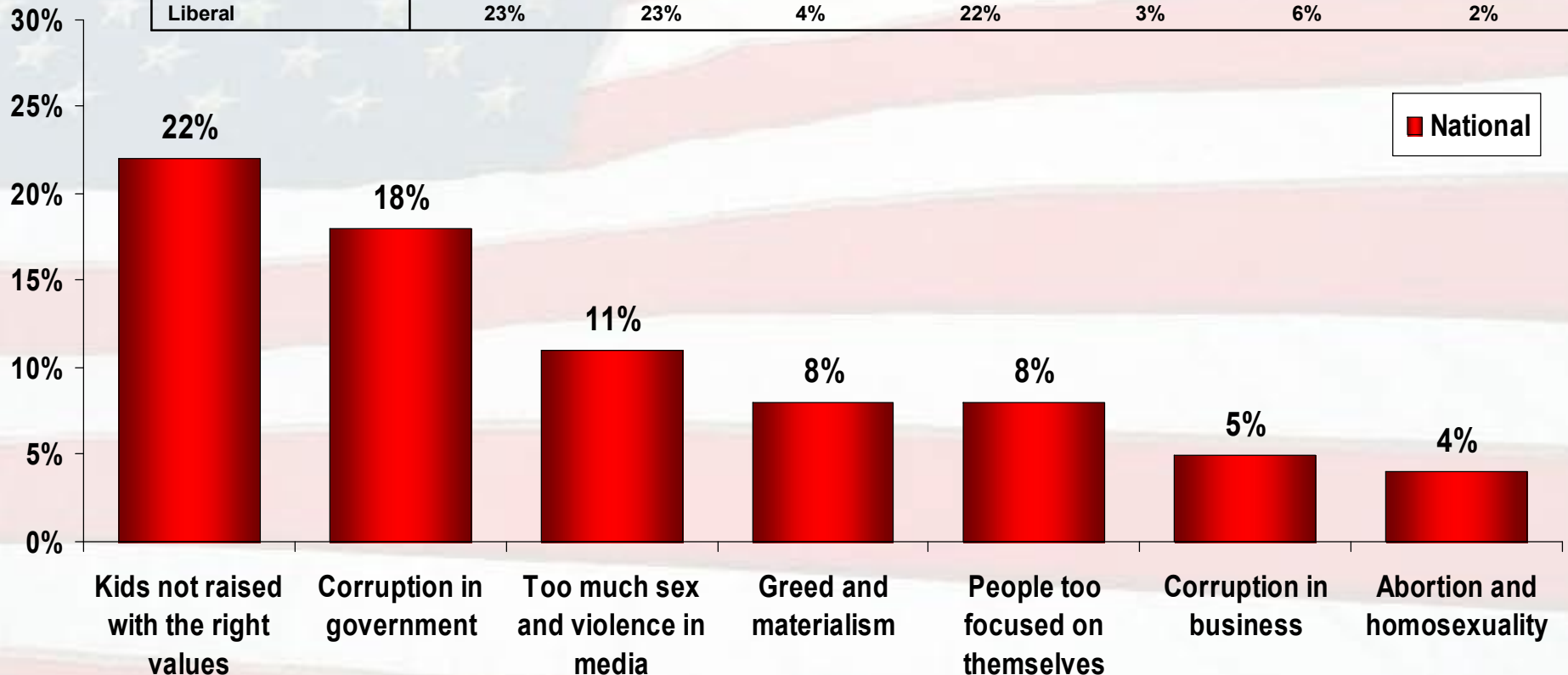
	Govt Should Uphold Basic Decency	Commit to Common Good	Value Both Faith & Sci	Commit to Faith & Sci	Relig Lead Focus Less	Too Focused on Abort/Gay Marriage
Born Again/Evang	67%	65%	63%	65%	38%	40%
Protestant	65%	66%	60%	56%	44%	40%
Catholic	72%	75%	61%	56%	55%	44%
No Affil/Atheist/Agn	76%	66%	40%	53%	69%	64%
Conservative	56%	65%	55%	60%	33%	29%
Moderate	72%	71%	59%	58%	60%	49%
Liberal	85%	73%	61%	49%	69%	62%



Q11-Q16. Now, please tell me whether you agree or disagree with the following statements.

# The Most Serious Moral Crisis in America Today

	Kids Not Raised w/ Right Values	Corrupt Govt	Too Much Sex/Violence	Greed & Materialism	Too Focused on Selves	Corrupt Business	Abortion & Homo-Sexuality
Born Again/Evang	24%	12%	12%	5%	8%	3%	9%
Protestant	22%	13%	10%	6%	10%	4%	6%
Catholic	27%	19%	12%	10%	2%	3%	2%
No Affil/Atheist/Agn	14%	31%	2%	13%	7%	12%	2%
Conservative	38%	7%	10%	8%	4%	2%	4%
Moderate	17%	32%	8%	11%	6%	6%	1%
Liberal	23%	23%	4%	22%	3%	6%	2%



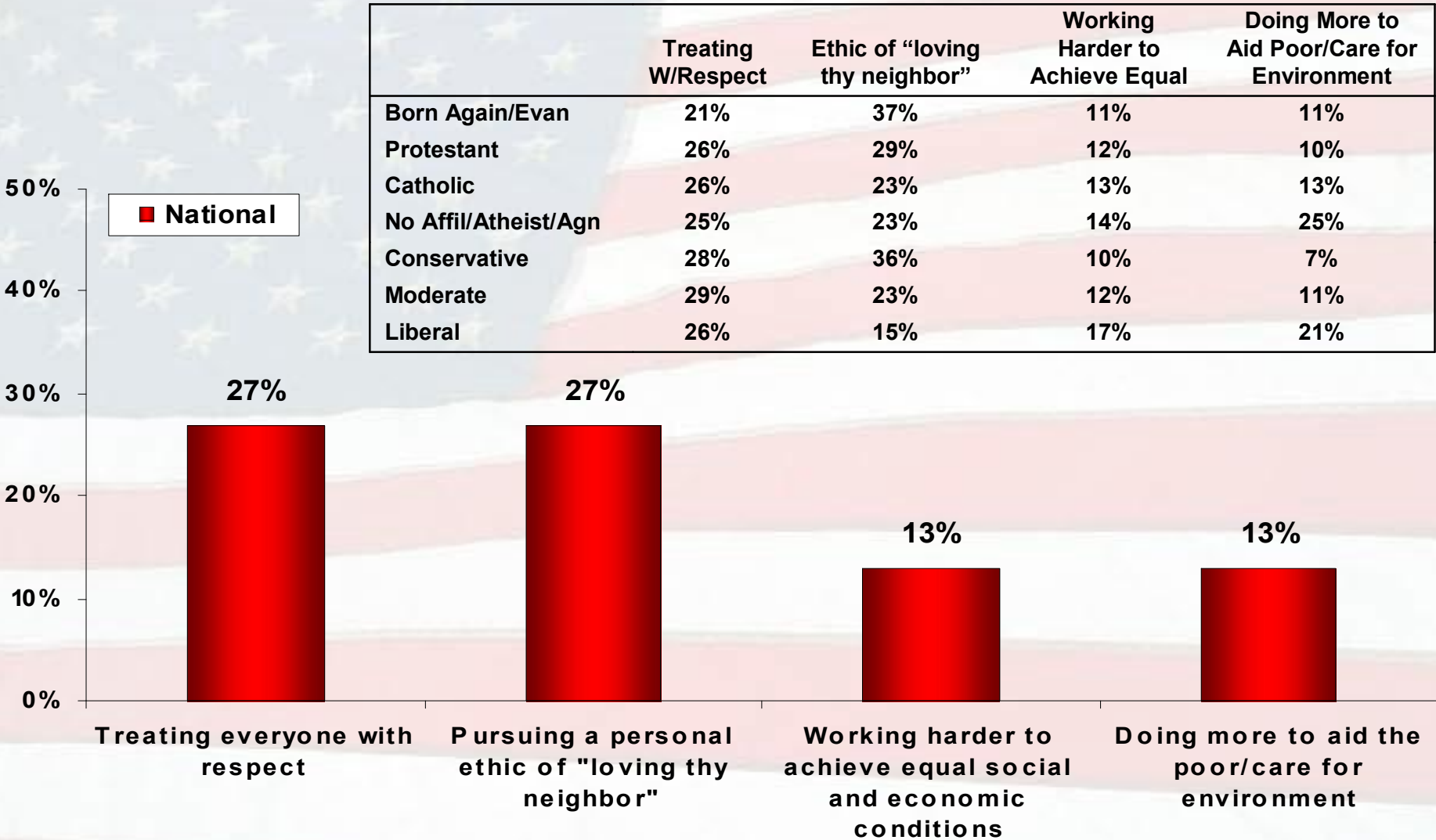
Q17. Which of the following do you think presents the most serious moral crisis in America today?

# What Does “The Common Good” Mean?

- Focus (53%) - *Good for all/Not just for the few/More than the individual*
- Actions (17%) - *Helping others/Respecting others/Working together*
- Rights and Necessities (15%) - *Human rights/Individual freedom without hurting anyone/Health, Food, Shelter, Education*
- Attributes (7%) - *Justice/Security/Peace/Morals and values*
- Religion (5%): *Golden Rule/Belief in God/Love thy neighbor*

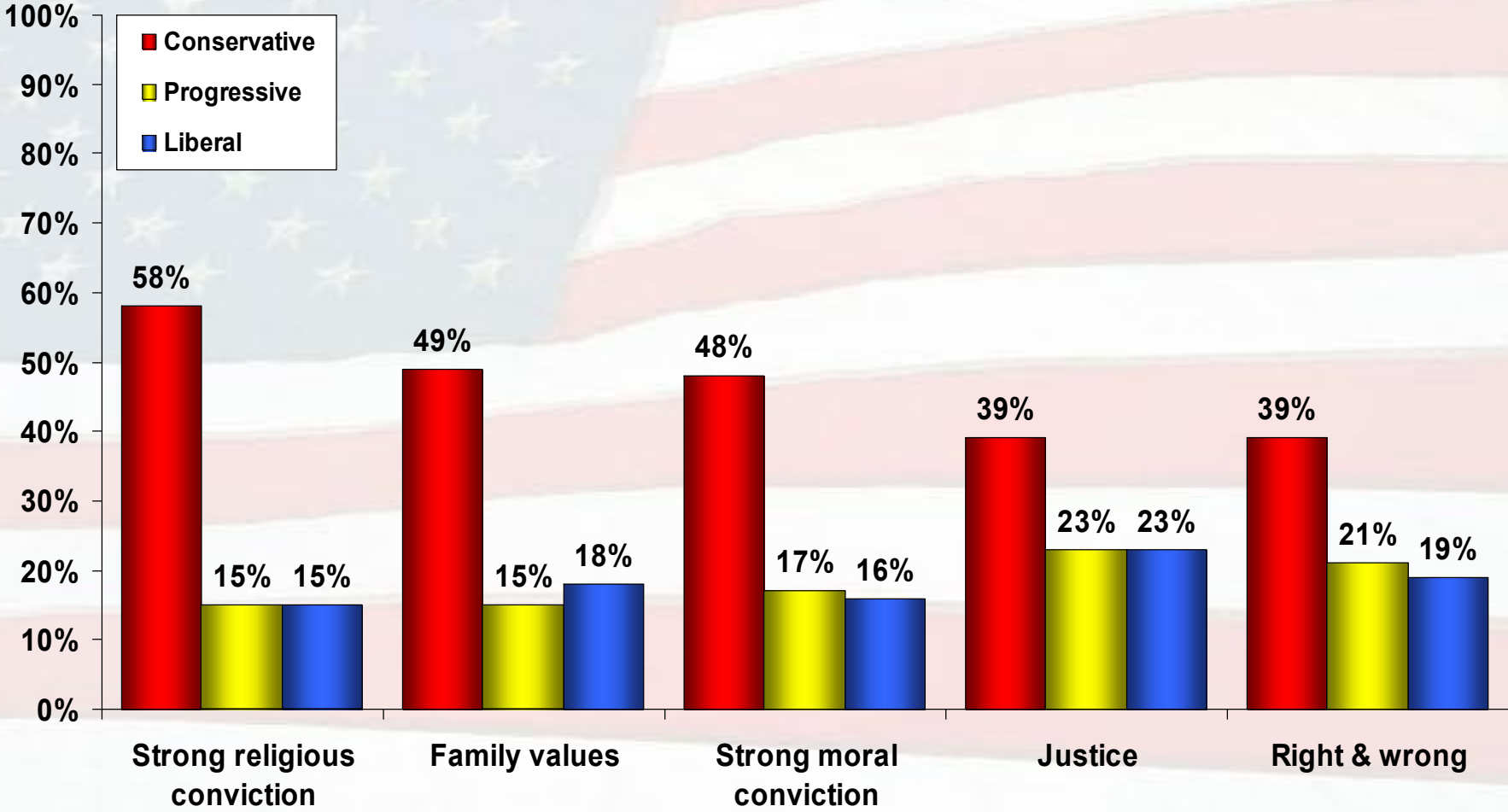
Q18 In a few words, please describe to me what the phrase “the common good” means to you personally?

# “Common Good”: Different Things to Different People



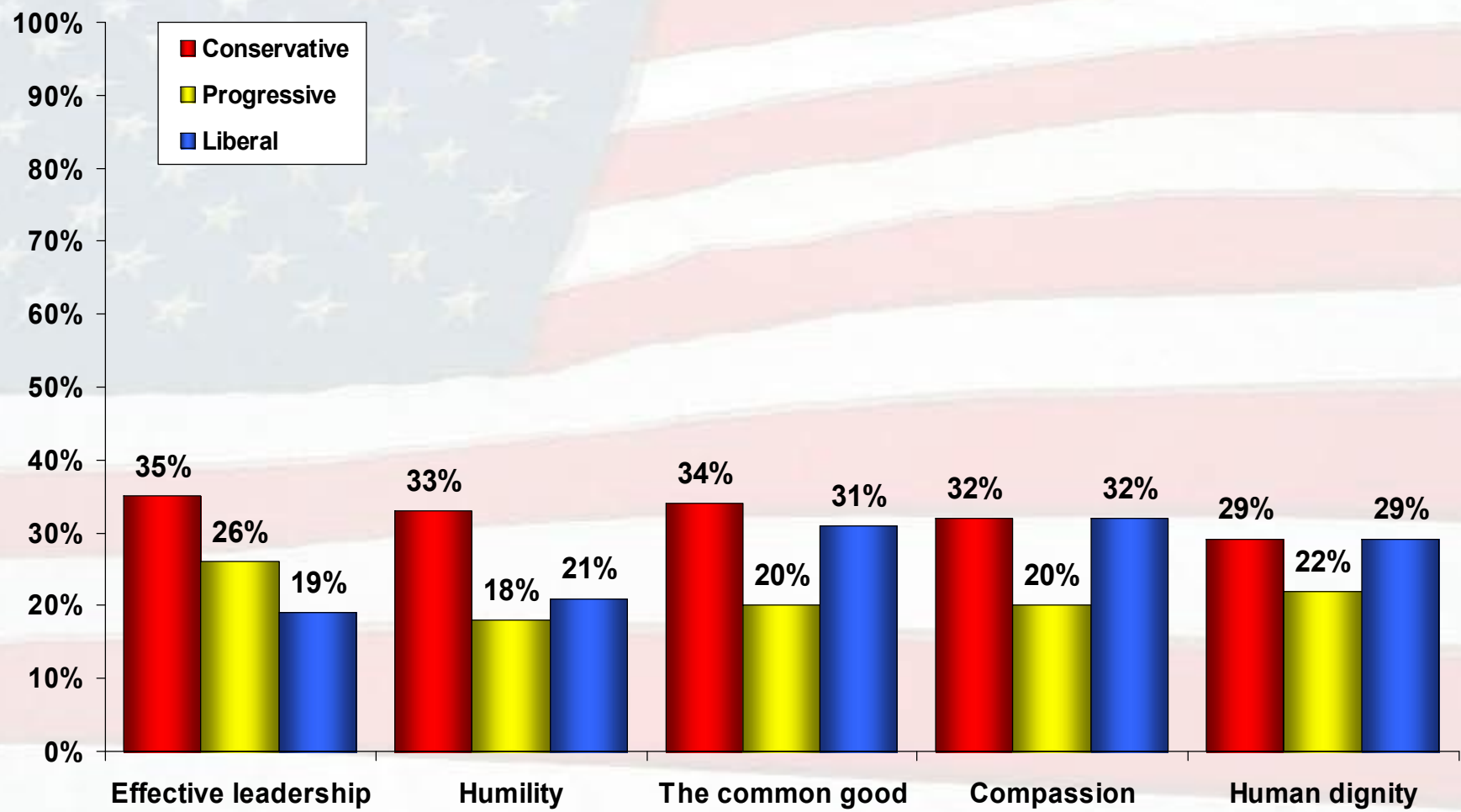
Q19. Some people believe that Americans should be more committed to the “common good.” Which of the following best describes what you think that a “commitment to the common good” means?

# Conservatives Have the Edge on “Moral Clarity” Traits



Q39-Q43. Please rate the extent to which you associate (ROTATE) liberal, conservative, and progressive with the following traits.

# Other Moral Attributes

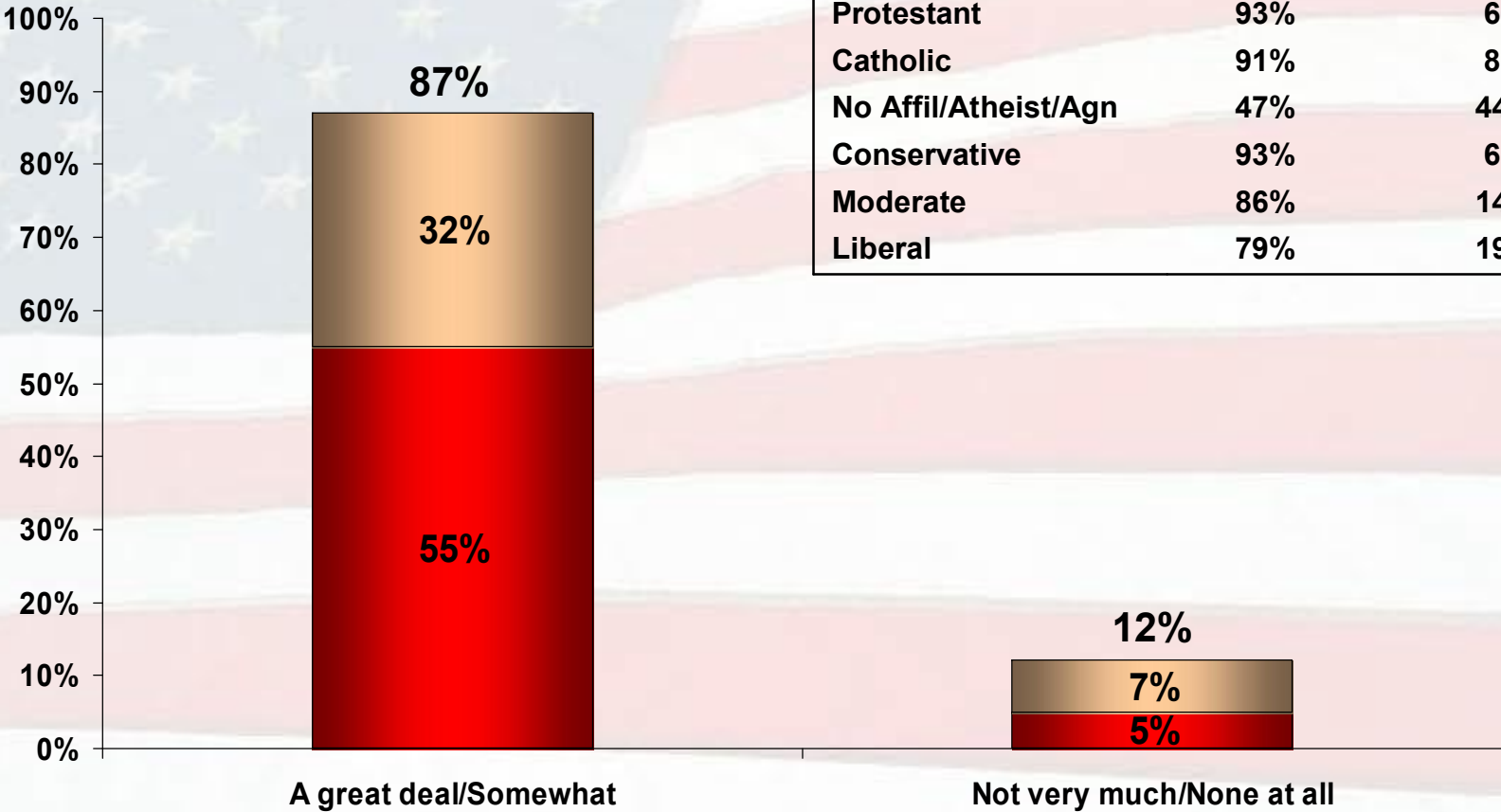


Q39-Q43. Please rate the extent to which you associate (ROTATE) liberal, conservative, and progressive with the following traits.

The background of the slide is a stylized, slightly faded American flag with its characteristic stars and stripes. The text is overlaid on the flag.

# **Religion in American Society**

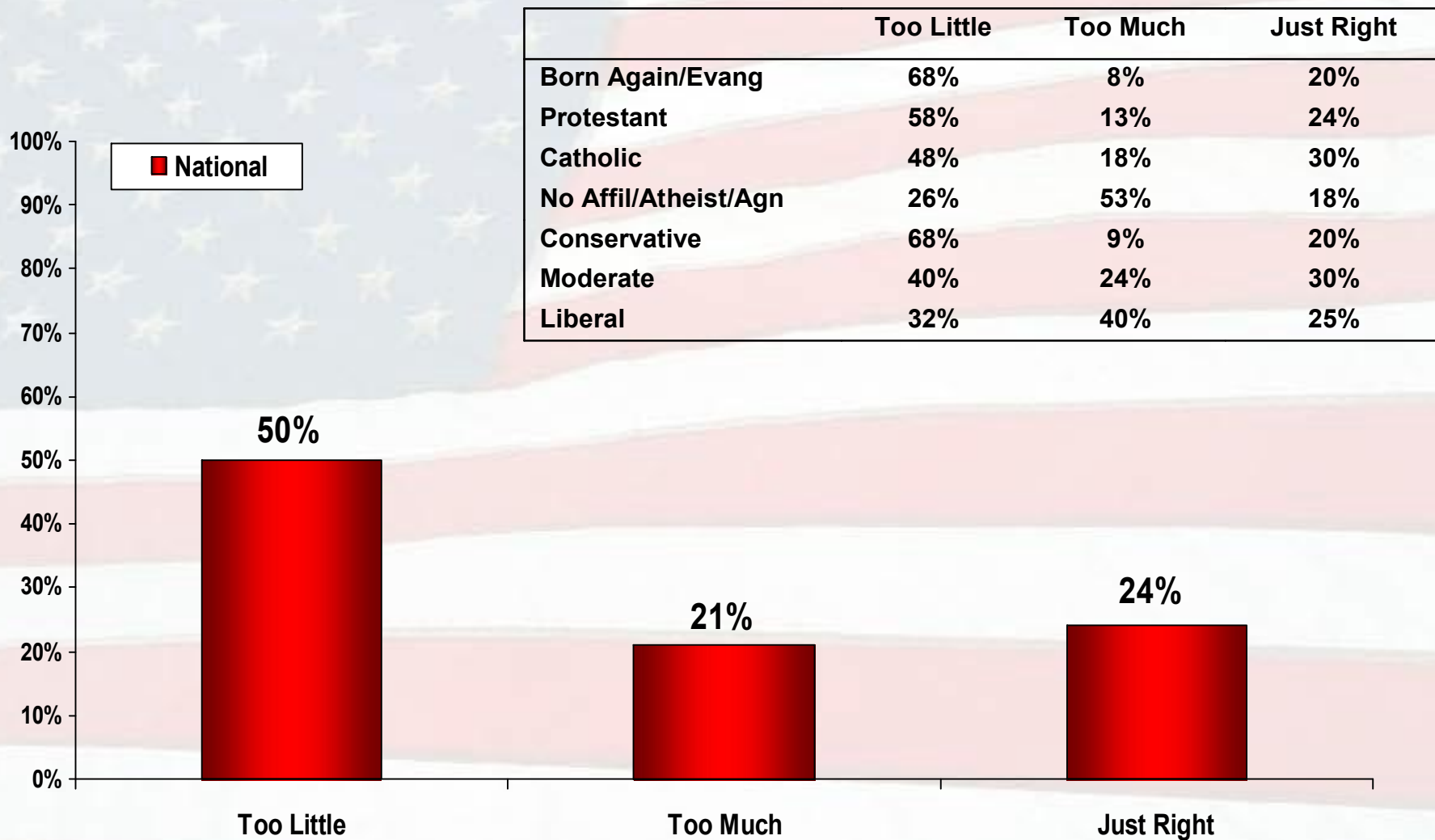
# Role of Religion in Daily Life



	A Great Deal/Some	Not Very Much/Not at All
Born Again/Evang	96%	4%
Protestant	93%	6%
Catholic	91%	8%
No Affil/Atheist/Agn	47%	44%
Conservative	93%	6%
Moderate	86%	14%
Liberal	79%	19%

Q51. Would you say that your religion provides a great deal of guidance in your day-to-day living, some guidance, not very much guidance, or no guidance at all in your day-to-day living?

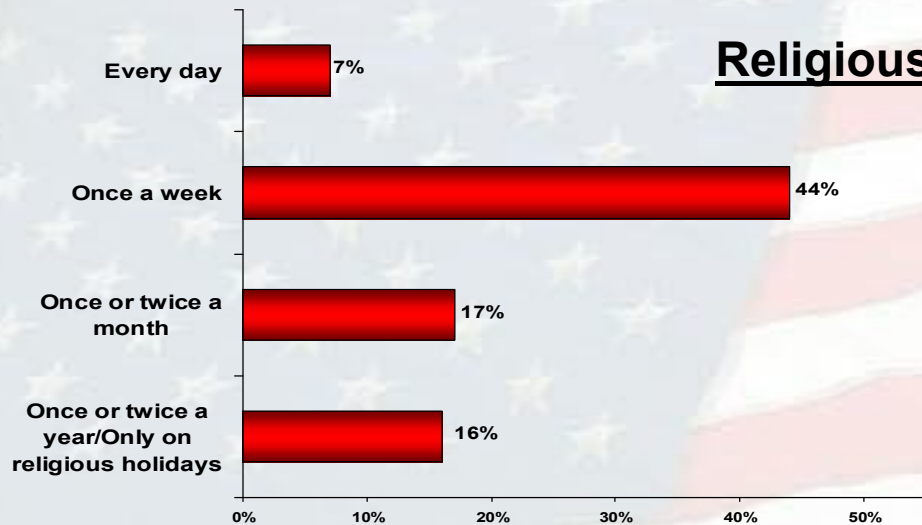
# Too Much Religion in Public Life?



Q20. Do you think that religion plays too much of a role in American public life, too little of a role, or just about the right role in American public life today?

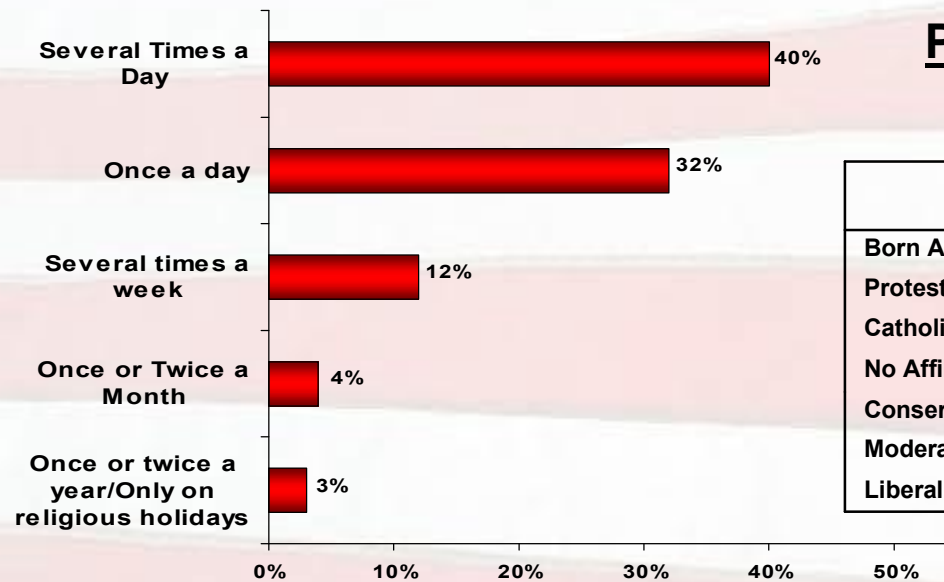
# Attendance of Religious Services/Frequency of Prayer

## Religious Services



	Every Day	Once a Week	Monthly	Annually/Holidays
Born Again/Evang	10%	58%	15%	8%
Protestant	8%	47%	20%	14%
Catholic	5%	51%	16%	21%
No Affil/Ath/Agn	3%	15%	7%	17%
Conservative	8%	54%	16%	9%
Moderate	4%	44%	20%	16%
Liberal	5%	30%	17%	27%

## Prayer

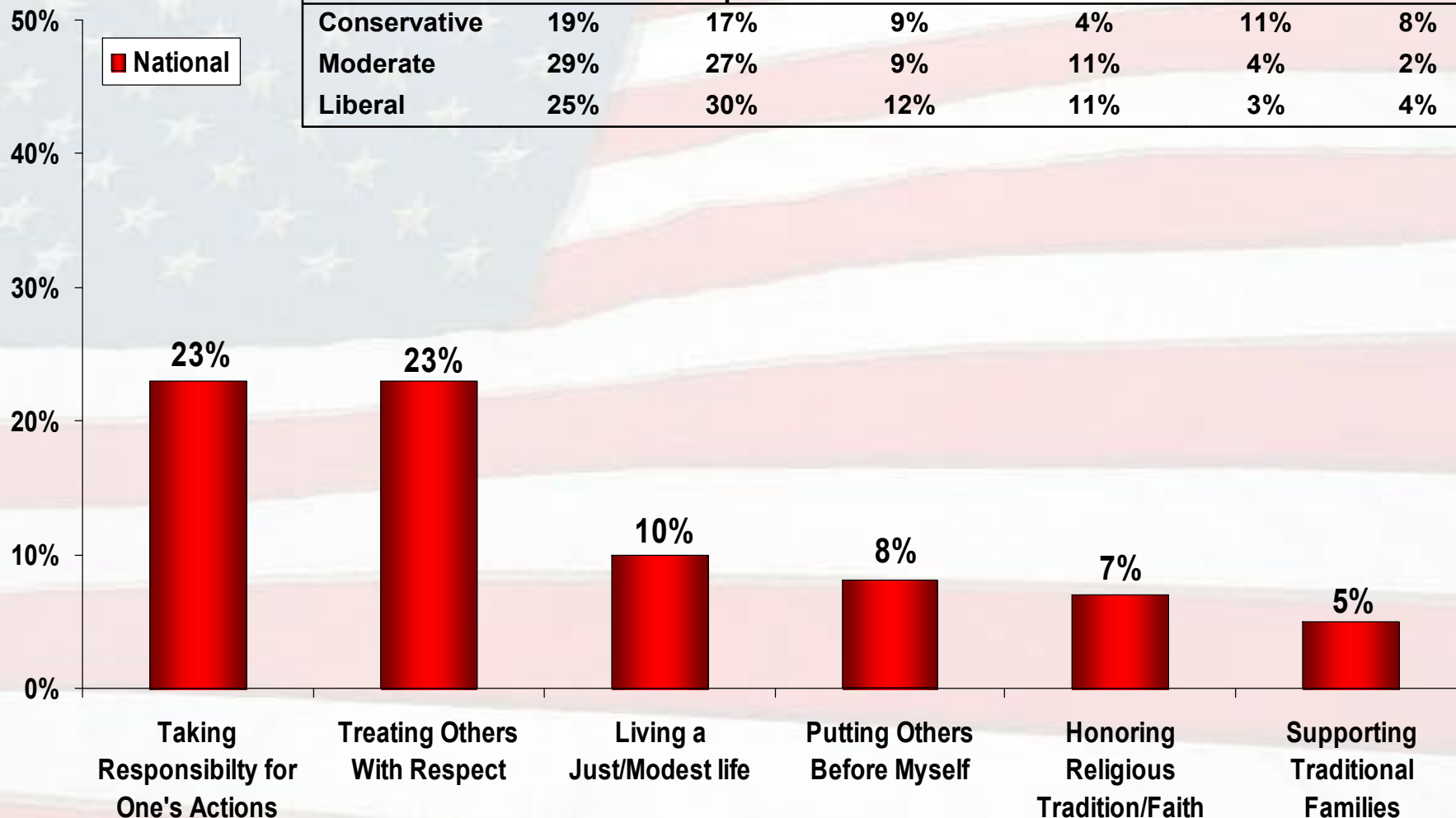


	Sev times/Day	Once a Day	Weekly	Monthly	Annually/Holidays
Born Again/Evang	55%	31%	10%	1%	1%
Protestant	48%	32%	12%	3%	2%
Catholic	33%	39%	15%	7%	4%
No Affil/Ath/Agn	19%	22%	5%	5%	8%
Conservative	46%	35%	11%	2%	2%
Moderate	39%	31%	11%	6%	6%
Liberal	33%	31%	13%	7%	3%

Q54. In general, how often do you attend religious services? Q55. In general, how often would you say you pray?

# What Does Moral Mean to You?

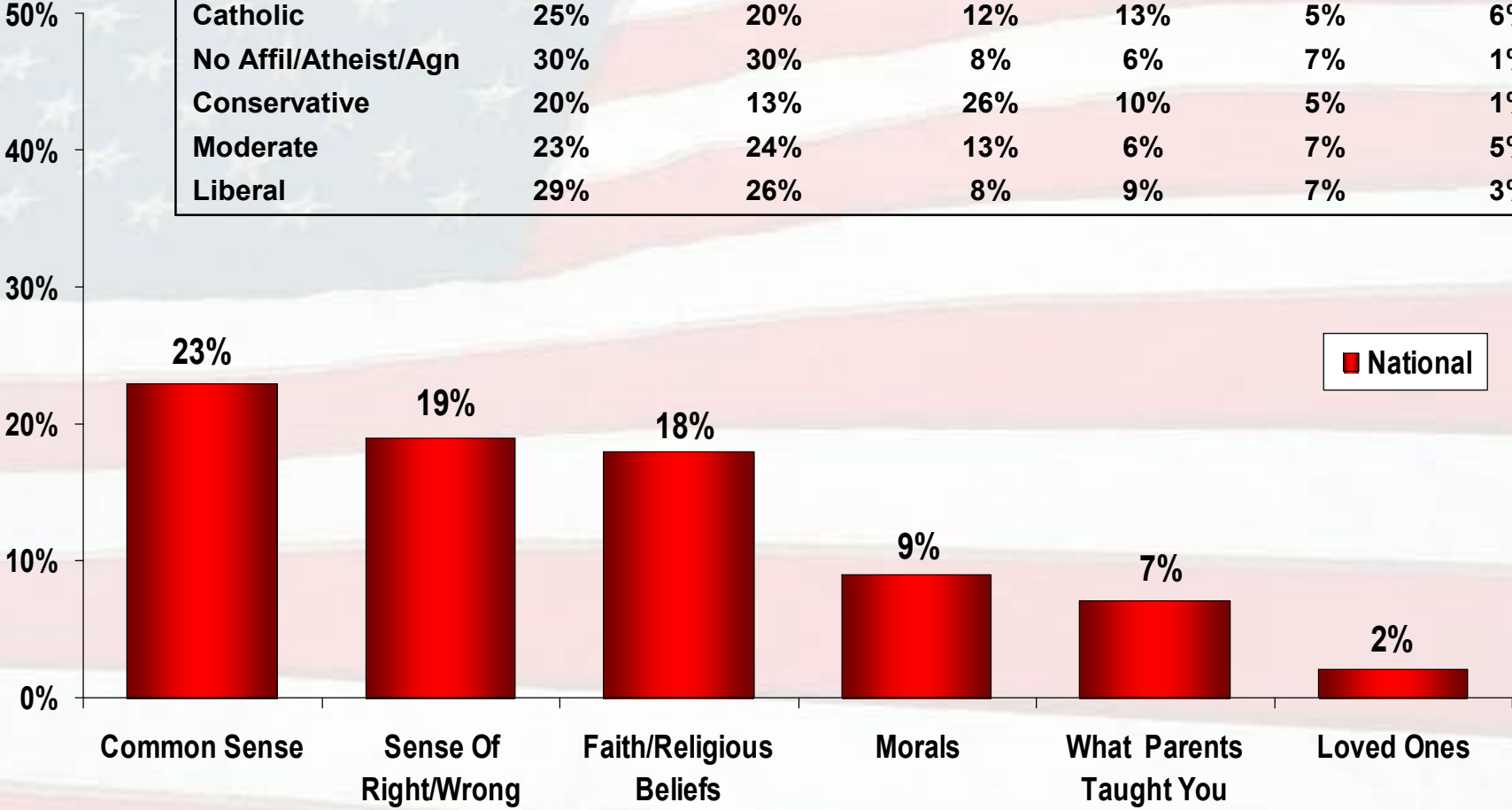
	Resp for actions	Treat w/ respect	Just/ Modest Life	Others before self	Honor rel/ faith	Support trad fam
Conservative	19%	17%	9%	4%	11%	8%
Moderate	29%	27%	9%	11%	4%	2%
Liberal	25%	30%	12%	11%	3%	4%



Q50. Which of the following best describes what being a moral person is to you?

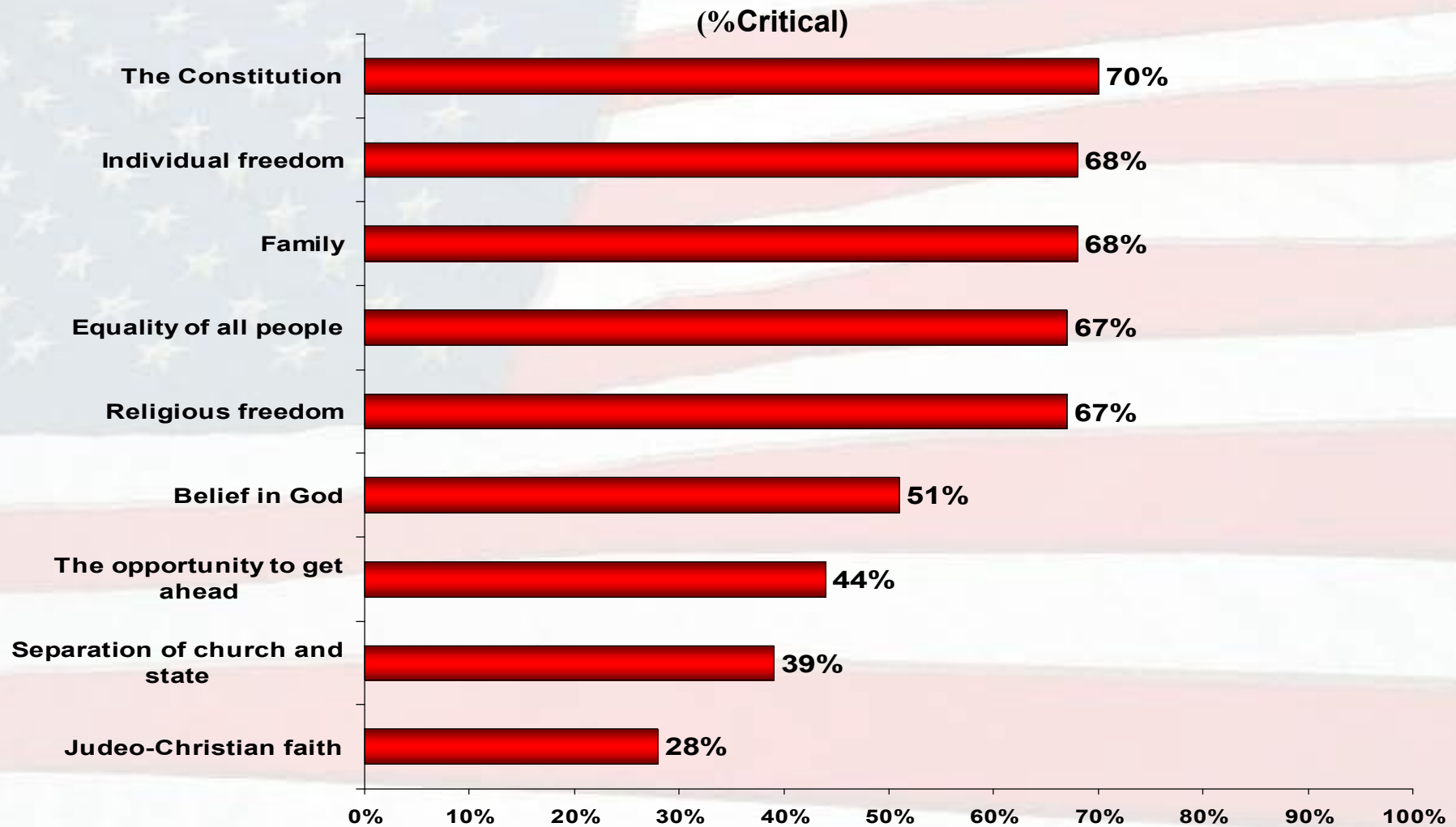
# Personal Choice - Common Sense, Right/Wrong, Religion

	Common Sense	Sense of Right/Wrong	Faith/Religious	Morals	What Parents Taught	Loved Ones
<b>Born Again/Evang</b>	18%	11%	33%	9%	6%	1%
<b>Protestant</b>	20%	16%	23%	8%	8%	1%
<b>Catholic</b>	25%	20%	12%	13%	5%	6%
<b>No Affil/Atheist/Agn</b>	30%	30%	8%	6%	7%	1%
<b>Conservative</b>	20%	13%	26%	10%	5%	1%
<b>Moderate</b>	23%	24%	13%	6%	7%	5%
<b>Liberal</b>	29%	26%	8%	9%	7%	3%



Q49. Which of the following do you rely on most to make choices in your own life?

# Traits Associated With America

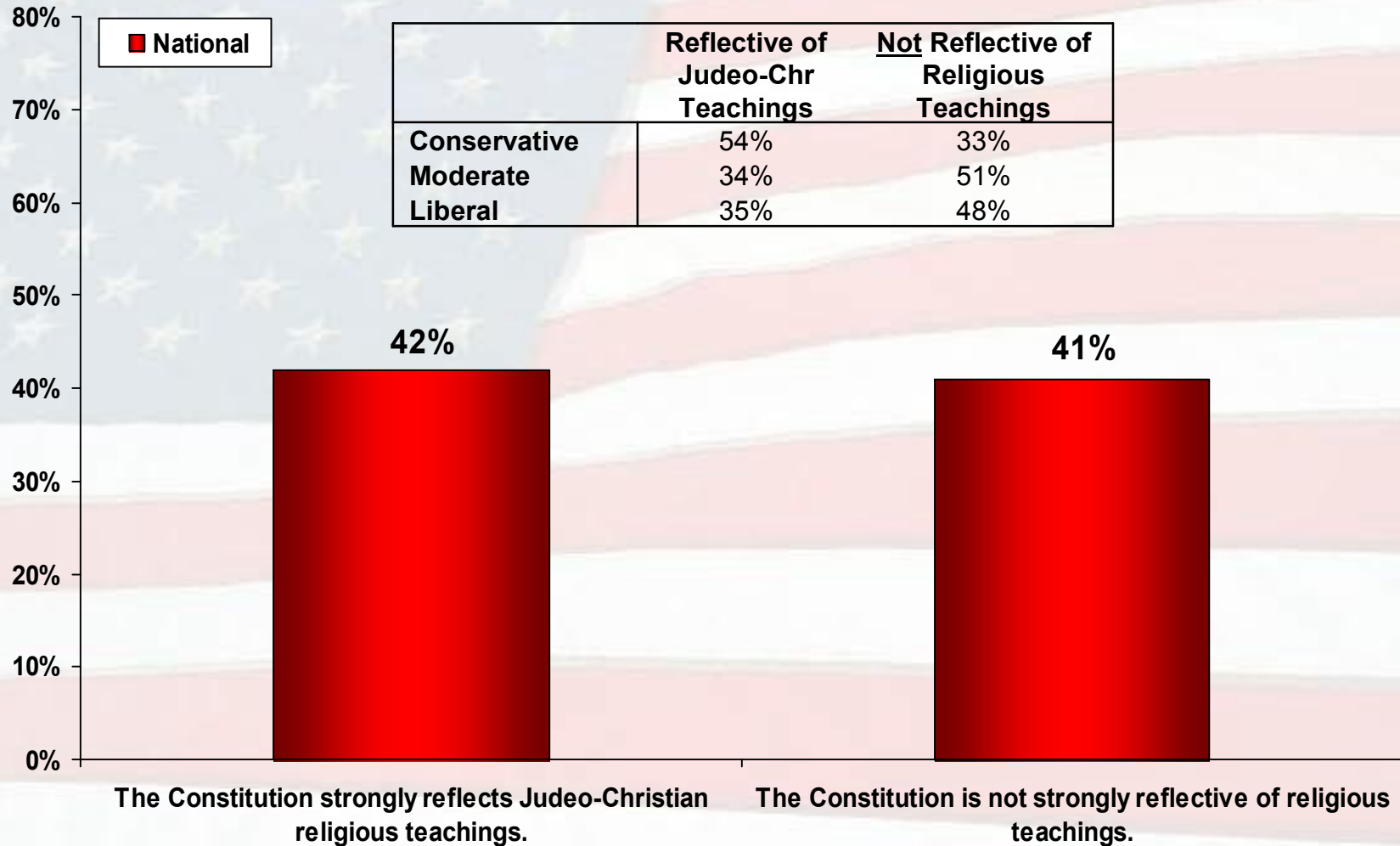


Q1-9. To start, I am going to read you a list of traits that are often associated with America. For each one, please tell me if you see it as a critical part of America, important but not critical, somewhat important, or not at all an important part of America.

# Traits Associated With America

(% critical)	Nat'l (n=900)	Conservative (n=392)	Moderate (n=164)	Liberal (n=258)
<b>The Constitution</b>	<b>70%</b>	<b>75%</b>	<b>72%</b>	<b>68%</b>
<b>Individual freedom</b>	<b>68%</b>	<b>66%</b>	<b>69%</b>	<b>73%</b>
<b>Family</b>	<b>68%</b>	<b>76%</b>	<b>68%</b>	<b>58%</b>
<b>Equality of all people</b>	<b>67%</b>	<b>63%</b>	<b>69%</b>	<b>73%</b>
<b>Religious freedom</b>	<b>67%</b>	<b>71%</b>	<b>67%</b>	<b>68%</b>
<b>Belief in God</b>	<b>51%</b>	<b>65%</b>	<b>45%</b>	<b>35%</b>
<b>Opportunity to get ahead</b>	<b>44%</b>	<b>47%</b>	<b>48%</b>	<b>43%</b>
<b>Separation of church and state</b>	<b>39%</b>	<b>30%</b>	<b>48%</b>	<b>51%</b>
<b>Judeo-Christian faith</b>	<b>28%</b>	<b>40%</b>	<b>23%</b>	<b>17%</b>

# American Voters Are Split Over Their View of the US Constitution as a Religious Document



Q10. Now, which ONE of the following statements best describes your view of the U.S. Constitution?

# Religion in American Society: Key Segments

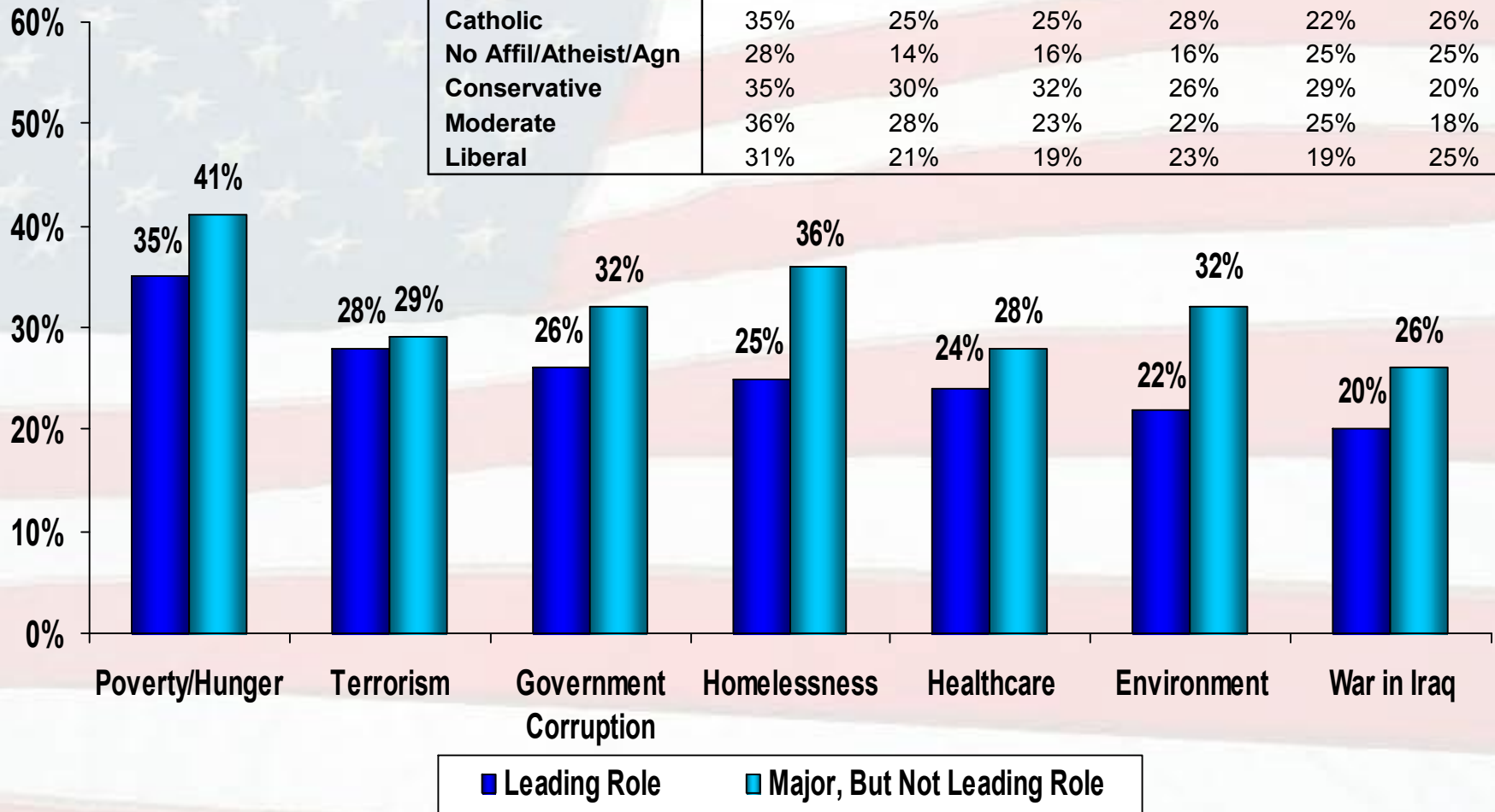
	Nat'l (n=900)	Conservative (n=392)	Moderate (n=164)	Liberal (n=258)
<b>Religion Guides A Great Deal</b>	<b>55%</b>	<b>65%</b>	<b>53%</b>	<b>40%</b>
<b>Rely on Faith/Religion</b>	<b>18%</b>	<b>26%</b>	<b>13%</b>	<b>8%</b>
<b>Rely on Right/Wrong</b>	<b>19%</b>	<b>13%</b>	<b>24%</b>	<b>26%</b>
<b>Rely on Common Sense</b>	<b>23%</b>	<b>20%</b>	<b>23%</b>	<b>29%</b>
<b>Too Little Religion in Public Life</b>	<b>50%</b>	<b>68%</b>	<b>40%</b>	<b>32%</b>
<b>Strongly approve – Elected officials w/strong religious beliefs making ref to God/religion publicly</b>	<b>36%</b>	<b>52%</b>	<b>22%</b>	<b>22%</b>
<b>Strongly approve – Elected officials w/ strong religious beliefs using beliefs to inform policy</b>	<b>24%</b>	<b>33%</b>	<b>16%</b>	<b>16%</b>

The background of the slide is a faded, light-colored American flag with its characteristic stars and stripes. The flag is positioned in the upper left corner and extends across the top and right sides of the slide.

# Issues

# Role of Religion/Morality in Public Debate of Issues

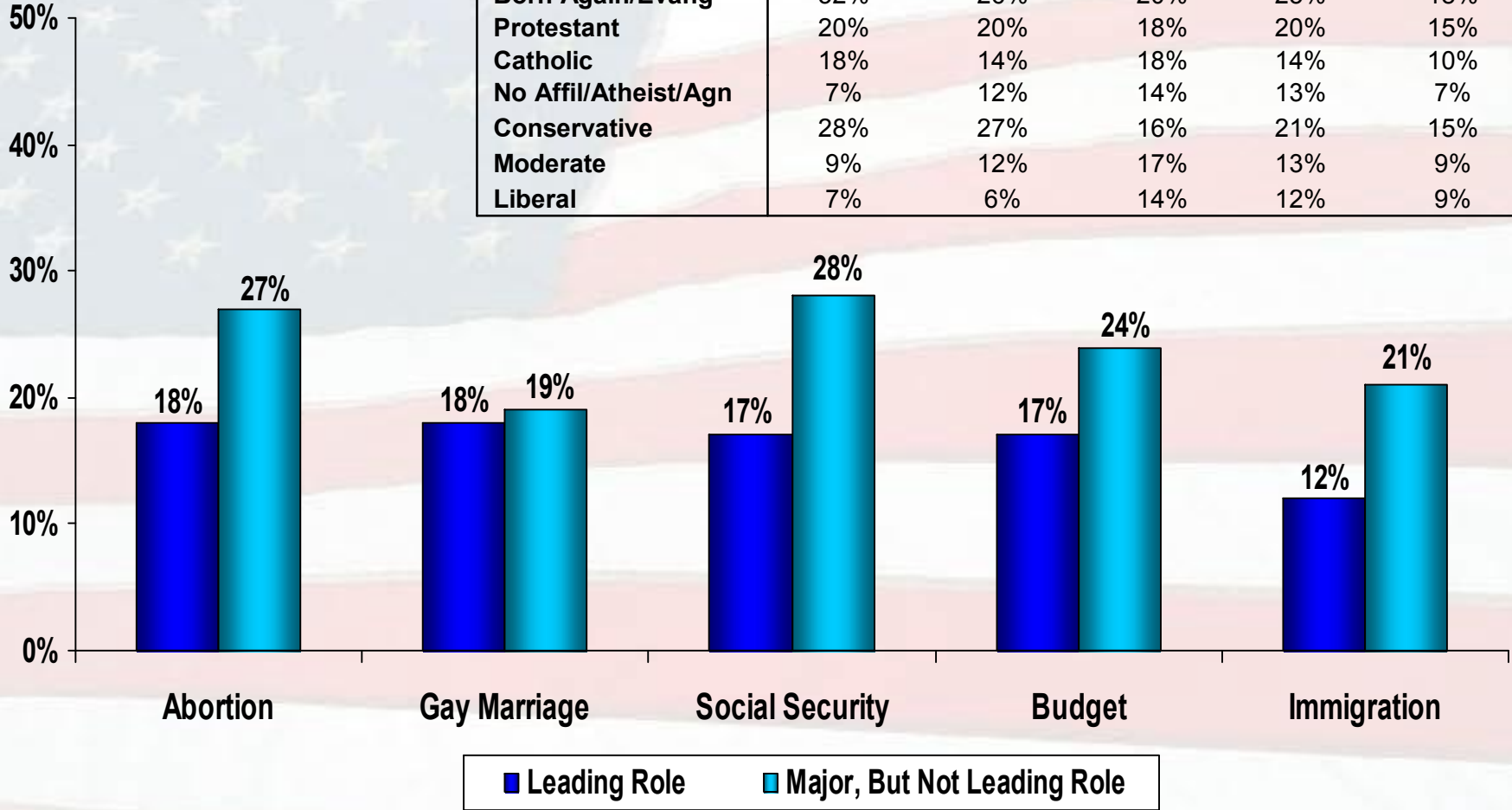
(% Leading Role)	Poverty/ Hunger	Terrorism	Govt Corrupt	Home- less	Health- care	Envir
<b>Born Again/Evang Protestant</b>	37%	34%	33%	38%	32%	22%
<b>Catholic</b>	36%	32%	28%	25%	26%	21%
<b>No Affil/Atheist/Agn</b>	35%	25%	25%	28%	22%	26%
<b>Conservative</b>	28%	14%	16%	16%	25%	25%
<b>Moderate</b>	35%	30%	32%	26%	29%	20%
<b>Liberal</b>	36%	28%	23%	22%	25%	18%
	31%	21%	19%	23%	19%	25%



Q24-Q29. Please tell me whether you think that religious and moral teachings should play a leading role, a major role, but not a leading role, a minor role, or no role at all in the public debate of each.

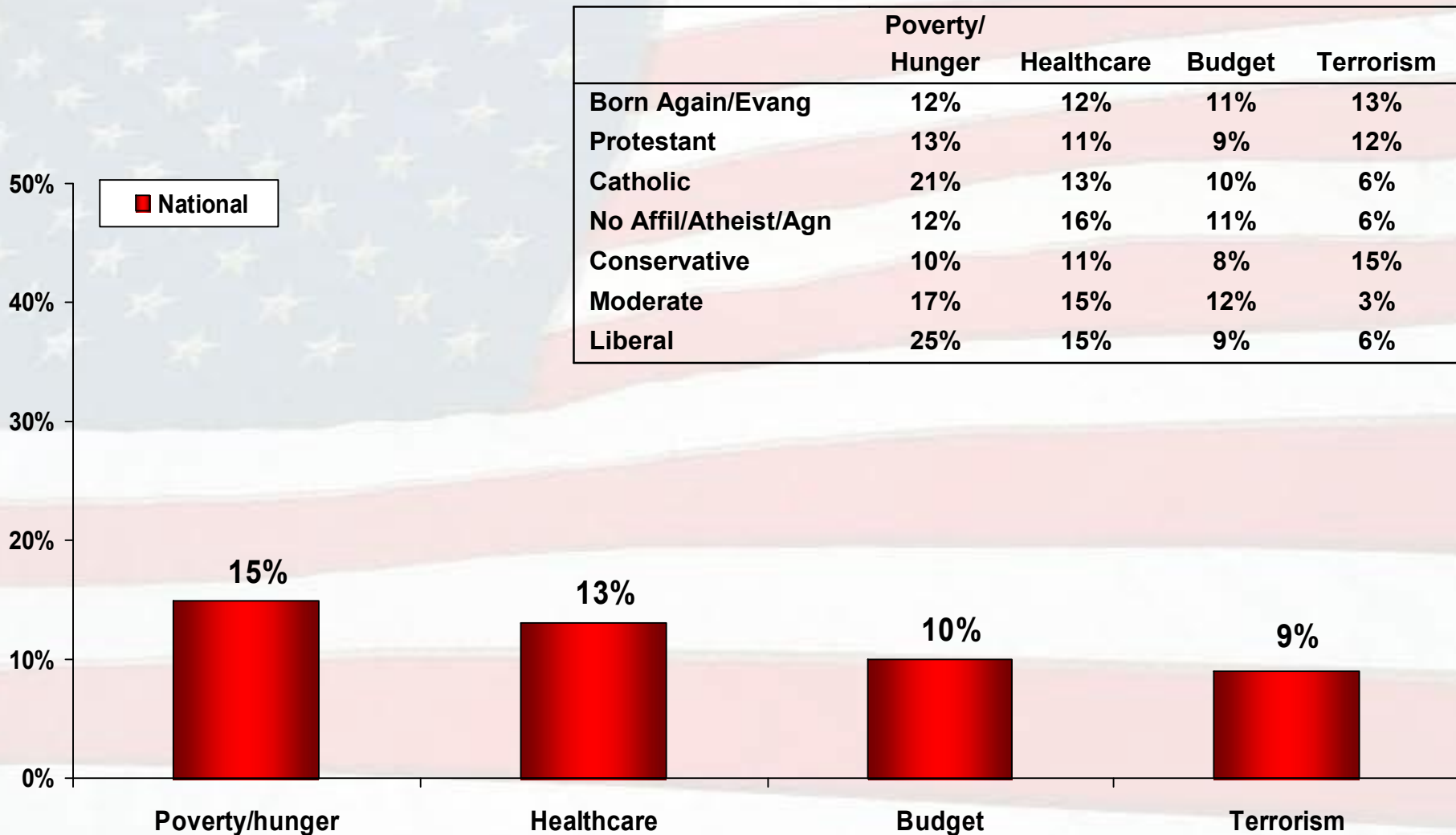
# Role of Religion/Morality in Public Debate of Issues

(% Leading Role)	Abortion	Gay Marriage	Social Sec	Budget	Immigration
<b>Born Again/Evang</b>	32%	26%	20%	25%	18%
<b>Protestant</b>	20%	20%	18%	20%	15%
<b>Catholic</b>	18%	14%	18%	14%	10%
<b>No Affil/Atheist/Agn</b>	7%	12%	14%	13%	7%
<b>Conservative</b>	28%	27%	16%	21%	15%
<b>Moderate</b>	9%	12%	17%	13%	9%
<b>Liberal</b>	7%	6%	14%	12%	9%



Q24b-Q29b. Please tell me whether you think that religious and moral teachings should play a leading role, a major role, but not a leading role, a minor role, or no role at all in the public debate of each.

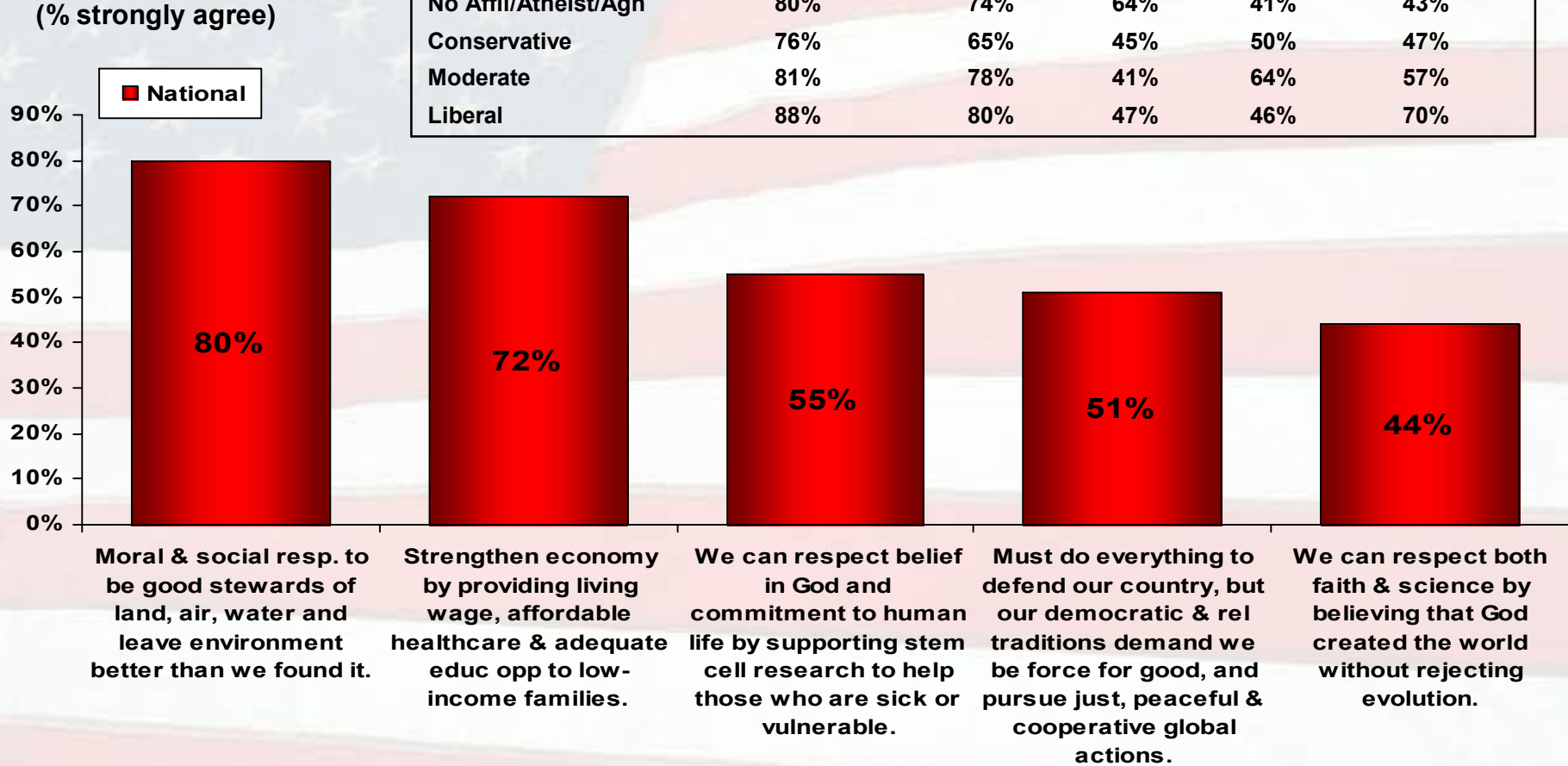
# Top Priority for Officials with Religious Beliefs



Q38. Which of the following issues do you think should be the top priority for elected officials who have strong religious beliefs?

# Issue Positions

(% strongly agree)	Moral & Social Resp to Be Good Stewards	Strengthen Economy	Respect Belief in God	Must Do Everything to Defend	Respect Faith & Science
Born Again/Evang	81%	72%	48%	54%	38%
Protestant	80%	73%	54%	51%	43%
Catholic	83%	71%	53%	50%	48%
No Affil/Atheist/Agn	80%	74%	64%	41%	43%
Conservative	76%	65%	45%	50%	47%
Moderate	81%	78%	41%	64%	57%
Liberal	88%	80%	47%	46%	70%



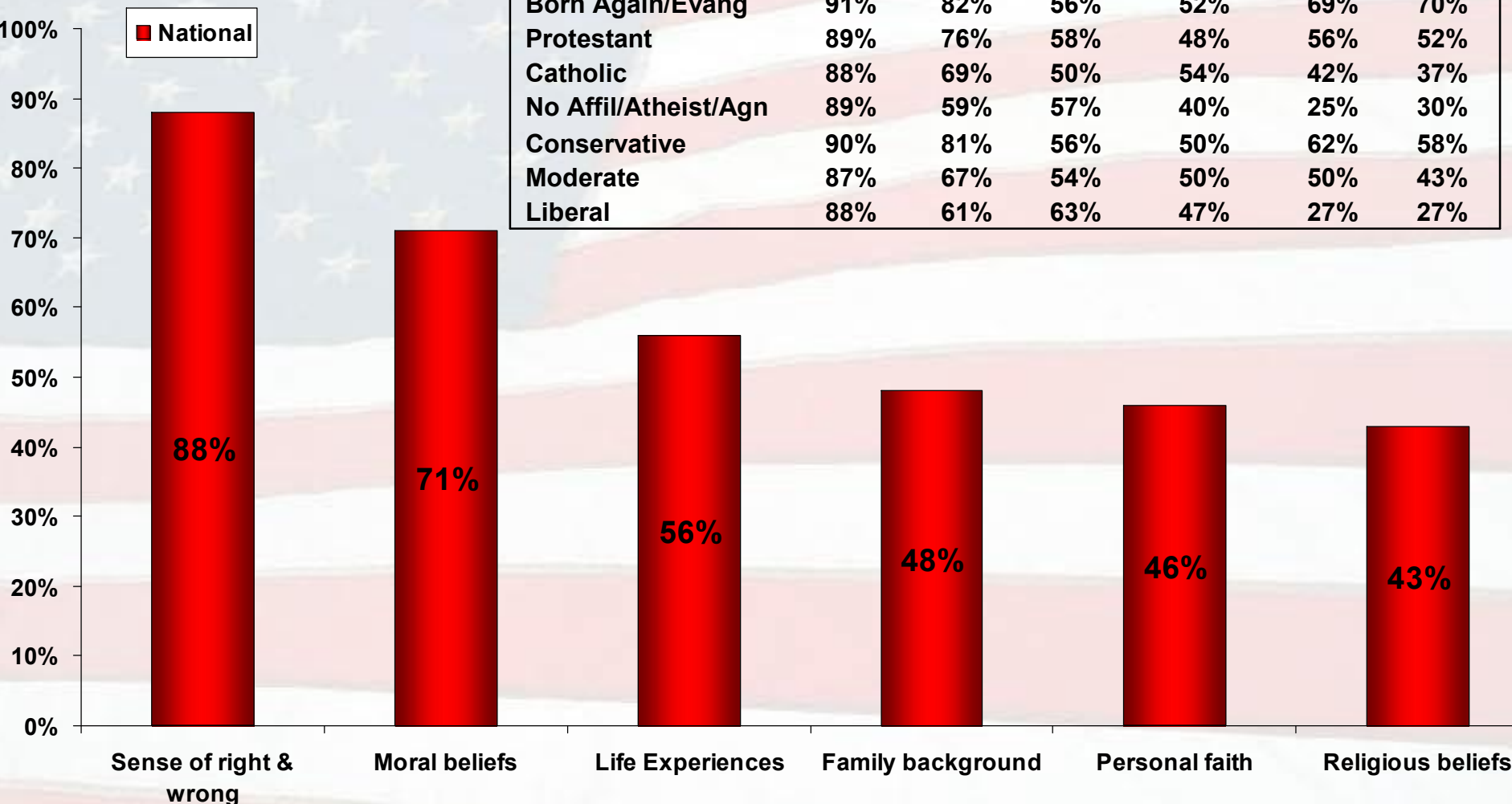
Q30-32: I'm now going to read you a list of issue positions. Please tell me whether you agree or disagree with each.

The background of the slide is a stylized, slightly faded American flag. The stars and stripes are visible but have a soft, ethereal quality. The word "Leadership" is centered over the flag in a bold, dark blue font.

# Leadership

# Public Expression of Religious Beliefs

(% Express Publicly)

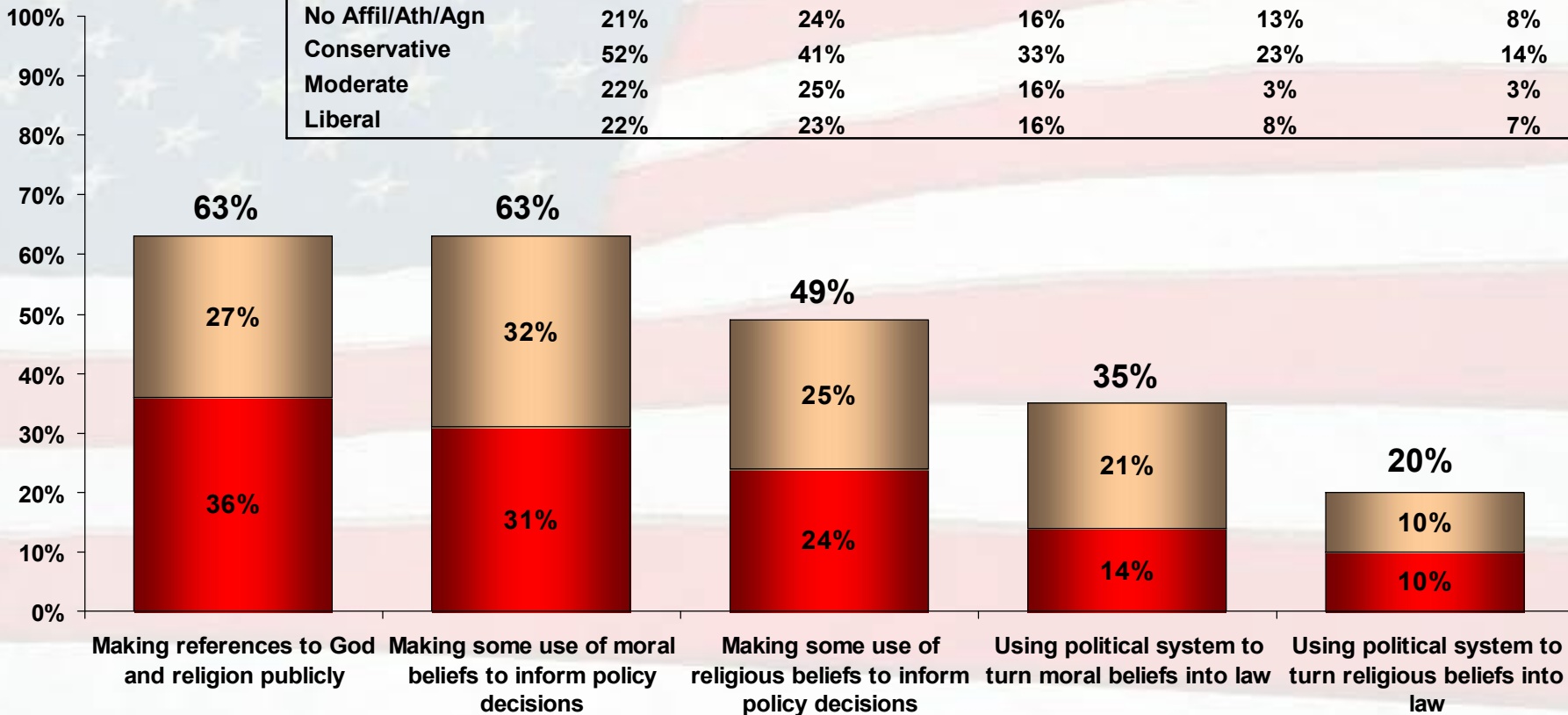


	Right/ Wrong	Moral Beliefs	Life Exper	Family Backgrnd	Pers Faith	Relig Beliefs
Born Again/Evang	91%	82%	56%	52%	69%	70%
Protestant	89%	76%	58%	48%	56%	52%
Catholic	88%	69%	50%	54%	42%	37%
No Affil/Atheist/Agn	89%	59%	57%	40%	25%	30%
Conservative	90%	81%	56%	50%	62%	58%
Moderate	87%	67%	54%	50%	50%	43%
Liberal	88%	61%	63%	47%	27%	27%

Q35-37. Now I'm going to read you a list of statements. For each, please tell me whether you think elected officials should express them publicly or keep them mostly to themselves.

# Talking About Religion vs. Acting on It

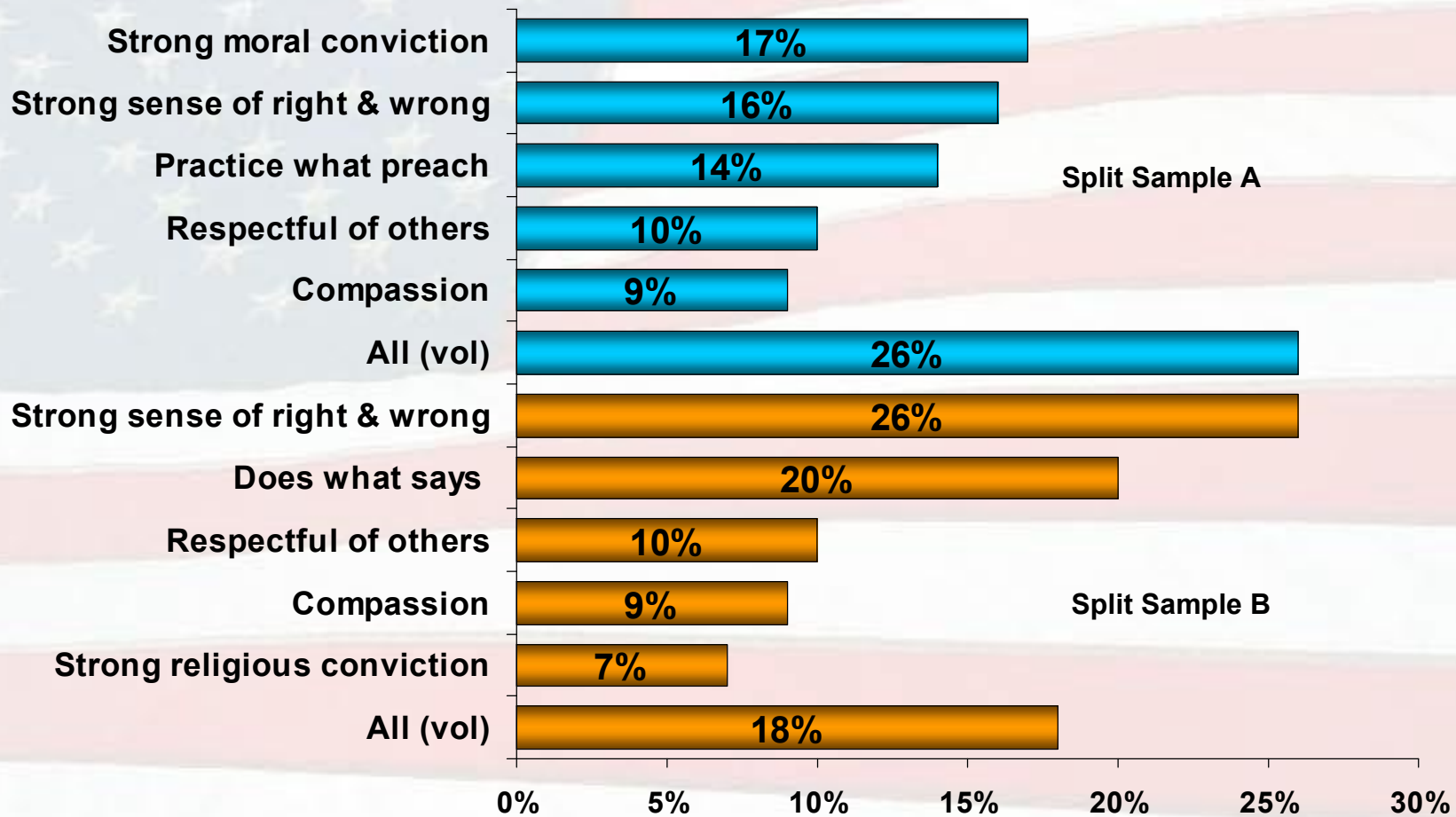
(% Strongly Approve)	Ref to God/ Religion Publicly	Moral Beliefs to Inform Policy	Religious Beliefs to Inform Policy	Use Pol System- Turn Moral Beliefs into Law	Use Pol System- Turn Religious Beliefs into Law
Born Again/Evang	54%	41%	39%	20%	20%
Protestant	44%	33%	27%	15%	11%
Catholic	28%	32%	21%	12%	9%
No Affil/Ath/Agn	21%	24%	16%	13%	8%
Conservative	52%	41%	33%	23%	14%
Moderate	22%	25%	16%	3%	3%
Liberal	22%	23%	16%	8%	7%



■ Strongly approve     
 ■ Somewhat approve

Q21-23: Please tell me whether you approve or disapprove of the following.

# What Should a Leader Have?



Q33a/b. Now I'm going to read you a list of characteristics people might look for in a leader. Please tell me which one you think is the most important for a leader to have?

# What Voters Look for in a Leader

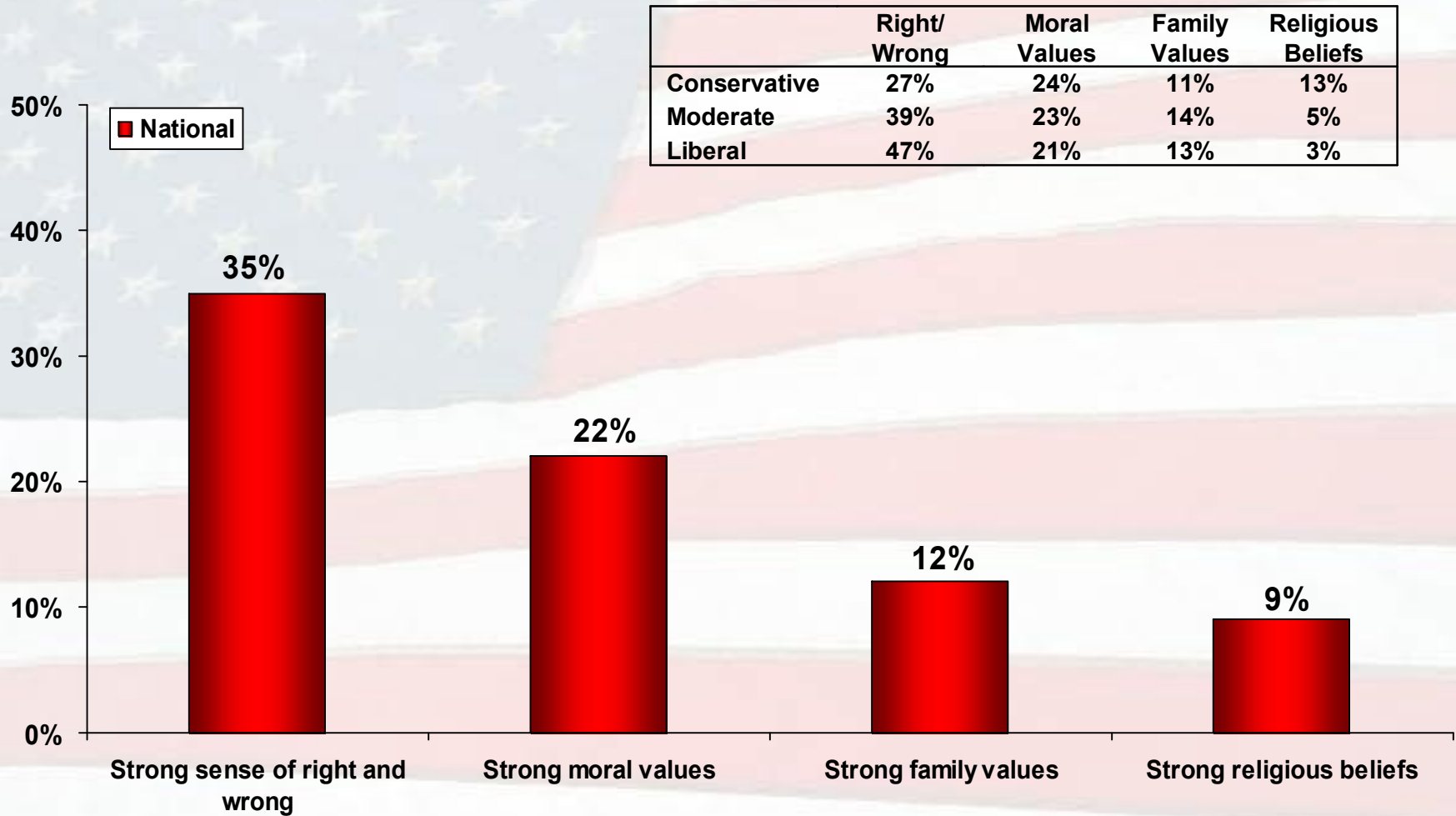
Split Sample A

	Strong Moral Conviction	Right/Wrong	Practice/Preach	Respect Others	Compassion	All
Conservative	29%	16%	10%	3%	8%	30%
Moderate	12%	20%	15%	17%	6%	21%
Liberal	7%	17%	18%	16%	14%	20%

Split Sample B

	Right/Wrong	Does What Say	Respect Others	Compassion	Strong Religious Conviction	All
Conservative	28%	18%	5%	6%	11%	22%
Moderate	29%	25%	15%	3%	3%	20%
Liberal	25%	22%	16%	15%	2%	13%

# Strong Sense of Right and Wrong, Not Religious Beliefs, Make The Ideal Leader



Q34. Thinking generally, which of the following types of leaders do you think are most likely to be able to solve the major problems facing America today?

The background of the slide is a stylized, wavy American flag with red and white stripes and a blue field with white stars. The text is overlaid on this background.

***Center for American Progress***

**Faith, Values and the  
Common Good**

**Overview of Quantitative Findings**